

Acba digital Registration Guide



Registration for clients

Acba digital offers 2 options of registration for the bank's clients : with the banking products or with personal data.

Registration with card number or account number

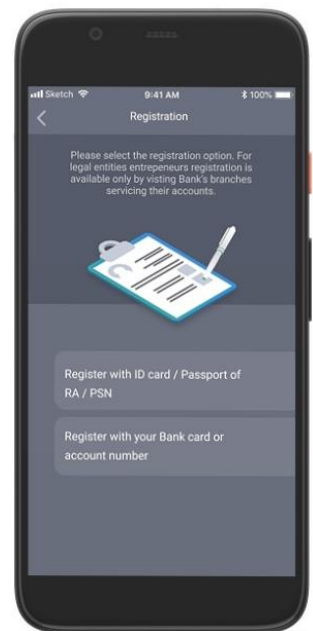


1

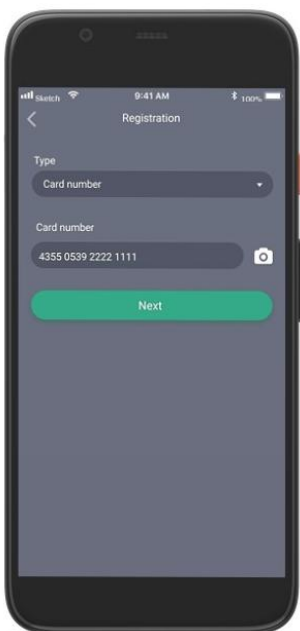
After downloading the application, you need to click the "Register" button

From the opened window select "Registration by card / account number"

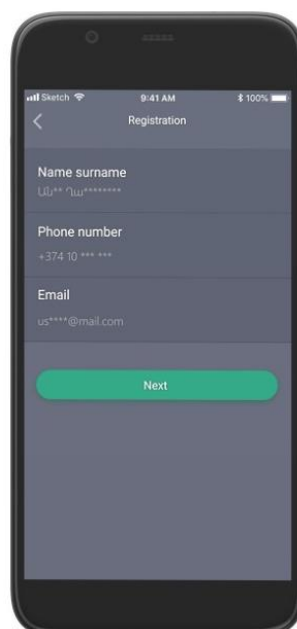
2



In the third step, select the product type - card or account, fill in the data in the appropriate field



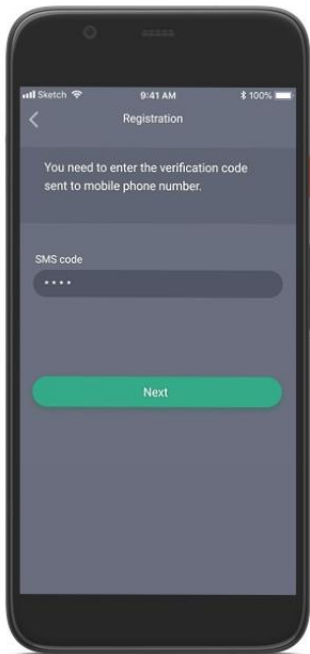
3



4

The system will display an incomplete search result. You need to make sure the data is * up-to-date and click "Next"

* If there is no registered phone number or e-mail address in the bank system, the system refuses registration



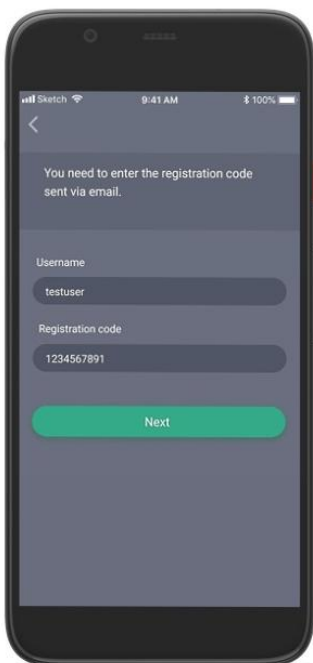
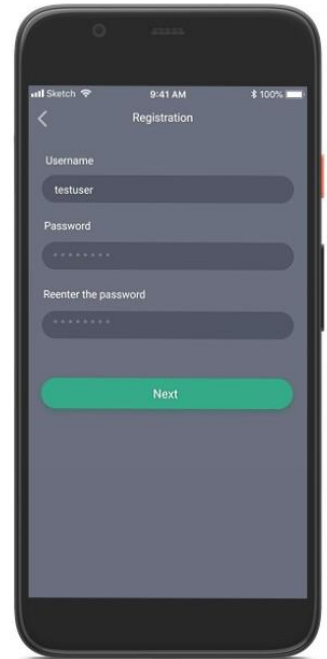
5

The Bank will send a code to the mentioned phone number, which must be entered in the window that opens

6

After verifying the code, the system will suggest you to enter a username * and password that is convenient for you

* If the username is already exists in the bank, the system rejects the client before going to the next stage and offer to enter another username.

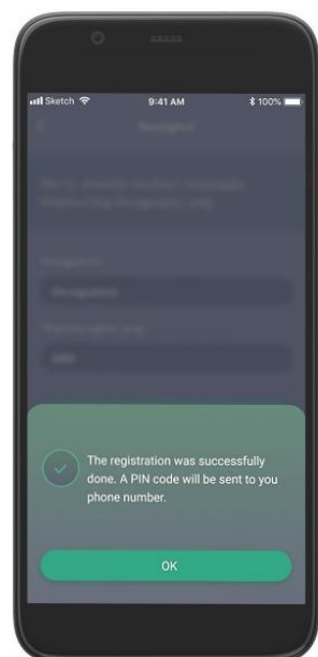


To complete the registration, you need to enter the registration code sent to your e-mail.

7

After the successful registration, a PIN code will be sent to your phone number.

8



Registration with ID card/ Passport of RA / PSN

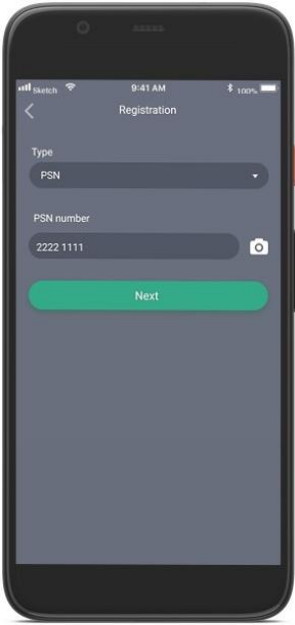
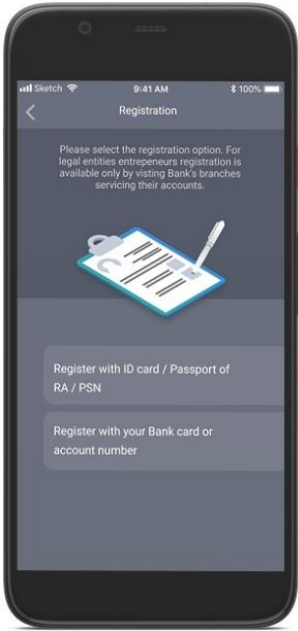


1

After downloading the application, you need to click the "Register" button

2

From the opened window select "Registration with ID card/ Passport of RA / PSN"



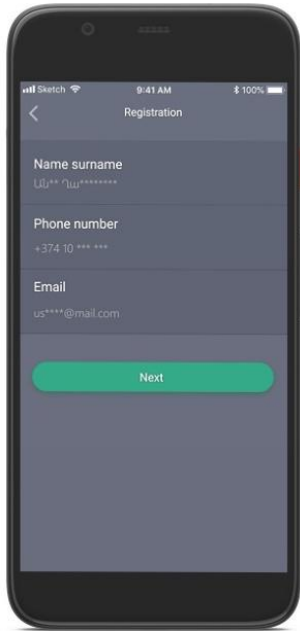
In the third step, select the type of document that the registration will go through, enter the data and agree to the conditions.

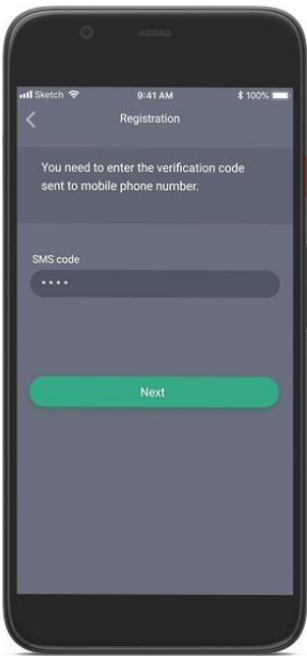
3

The system will display an incomplete search result. You need to make sure the data is * up-to-date and click "Next"

4

* If there is no registered phone number or e-mail address in the bank, the system refuses registration



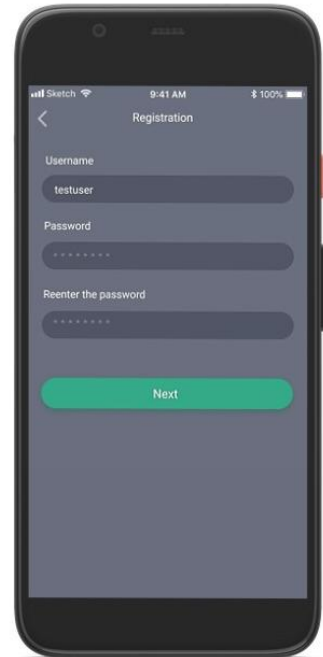


The Bank will send a code to the mentioned phone number, which must be entered in the window that opens

5

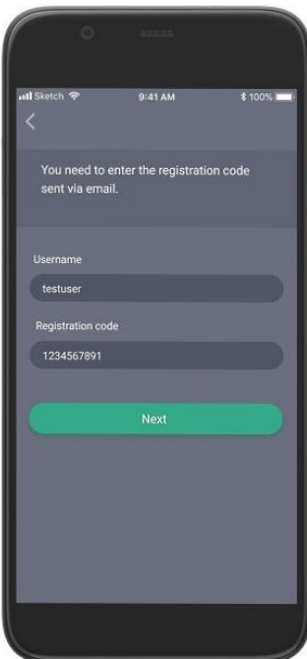
After verifying the code, the system will suggest you to enter a username * and password that is convenient for you

6



To complete the registration, you need to enter the registration code sent to your e-mail.

7



After the successful registration, a PIN code will be sent to your phone number.

8

